




Dear Parent/Guardian

This document will help you prepare your child to take the MAP Growth test in Math and Reading. We want to support you in helping your child have a successful and meaningful experience. This assessment will help us to identify and support learning gaps and know what your child is ready to learn. We understand that you may be tempted to help your child with questions on the assessment, however, doing this may inadvertently skew the data that we need to help your child. The best way to help your child is to provide a quiet space while they are taking the assessment.

<b>What is MAP Growth?</b>		
 <p>MAP Growth helps teachers understand what students know today, so goals can be set to improve growth throughout the year. <b>Students cannot pass or fail this test.</b></p>	 <p><b>This test will not affect grades.</b> In fact, it is normal for students to only answer about half the questions correctly. <b>Please do not help them!</b></p>	 <p>Given the challenges of learning from home, MAP Growth test results are especially helpful for us this year. <b>These results will help us know what students are ready to learn.</b></p>

**Test Preparation**

<b>Prior to Test Day</b>	<b>Test Day</b>
<p style="text-align: center;"><u>All Devices</u></p> <ol style="list-style-type: none"> <li>Plan where your child will sit (if not in the same place they sit for learning).</li> <li>Make sure your device has an internet connection (if you have a hot spot, make sure is working).</li> <li>Review the MAP resources provided in the NWEA site: <a href="https://studentresources.nwea.org/">https://studentresources.nwea.org/</a></li> <li>Make sure your device meets testing requirements using the <a href="#">Workstation Diagnostic Tool</a></li> <li>Practice the test with your child at <a href="http://practice.mapnwea.org">practice.mapnwea.org</a>. (Username: grow, Password: grow)</li> <li>Watch <a href="#">Get Ready for the Test</a> with your child and answer the questions attached</li> <li>Familiar yourself with <a href="#">Test Day Instruction</a></li> </ol>	<p style="text-align: center;"><u>All Devices</u></p> <ol style="list-style-type: none"> <li>Minimize distractions for your child as much as possible.</li> <li>Provide a quiet testing environment.</li> <li>Meet the teacher on Teams.</li> <li>Follow <a href="#">Test Day Instruction</a> to log into the testing site</li> <li>Follow any additional instructions from the teacher/proctor.</li> </ol>

